

THE ALL-NEW
MAZDA CX-60 HYBRID






MAZDA MAKES YOU FEEL ALIVE.

We believe in the power of human potential; creativity, imagination and the amazing things we're all capable of when we're inspired. We believe in the power of cars to move human emotions. To awaken senses, heighten reflexes, make pulses race. And the joy of being alive comes from what we discover on our journey, and the inspiration we find in every mile.

BUILT TO RESPOND



ALL-NEW SCALABLE PLATFORM WITH LONGITUDINAL ENGINE

Mazda is a name that means driving pleasure. With feeling completely at one with the car, as if it's an extension of you. This all-new platform accommodates both four- and six-cylinder longitudinal engines of any capacity, as well as diverse electrification technologies such as our M Hybrid mild hybrid system and even plug-in hybrid (PHEV) power units. Design was directed by our unique Skyactiv-Vehicle Architecture concept, assuring that CX-60 works with the human body's inherent ability to maintain balance while in motion to place you in full command of the greater power of our newly developed engines. So you can comfortably maintain a relaxed, well-balanced posture even as you experience the pleasure of controlling G forces in various driving situations. In-depth research into how force is transmitted through CX-60's structure resulted in an extremely rigid body you can immediately feel responding to your control inputs, giving you a true sense of unity with the vehicle. This is further enhanced by seats meticulously designed to support the pelvis and preserve balance to enhance your feeling of being one with CX-60.

PASSION FOR DRIVING



CX-60 offers an all-new selection of Skyactiv powertrains allowing you to select one that exactly meets your needs.

First are two newly developed 3.3-litre turbocharged in-line six-cylinder engines – the petrol e-Skyactiv G and the diesel e-Skyactiv D that offer dramatically improved driving performance. Both were developed under a 'right-sizing' concept which calls for optimizing displacement to maximize gains in fuel and power efficiency, and thanks to cleverly simplified structure, these straight-six units have weight comparable to a four-cylinder engine, contributing to efficient space utility and improved handling performance.

Our latest electrification technology, M Hybrid Boost (MHEV), is paired with both six-cylinder engines. This unique mild hybrid system captures energy from deceleration, storing it as electricity to power a motor that assists the engine during pull-away and acceleration. And to further improve fuel economy, the motor also assists in the light-load range from idling to low speed, the area where internal combustion engines are at their least efficient.

A third engine choice is the in-line four-cylinder petrol Skyactiv G. This high-efficiency 2.5-litre direct-injection petrol engine benefits from Mazda's uniquely innovative technology to deliver stirring response along with excellent fuel economy, providing a genuinely satisfying drive even when quick acceleration is required such as during overtaking or pulling away from a standstill.

Finally there is an e-Skyactiv PHEV model equipped with a 2.5-litre petrol engine, a large motor and a high-capacity battery for extremely high output and plentiful torque assuring Jinba-ittai driving pleasure. For general everyday use such as commuting, the school run or shopping, the motor alone is sufficient to power the vehicle, with the internal combustion engine coming into play when the battery charge drops too low or hard acceleration beyond the motor's torque is required.

BALANCE OF POWER



All powerplants are mated with an eight-speed automatic transmission featuring a clutch instead of a torque converter. This results in a more direct transfer of the engine and motor's torque to provide fast, positive shifting similar to a manual gearbox, more perfectly embodying Mazda's Jinba-ittai driving philosophy.

POISED TO PERFORM



i-ACTIV AWD


CX-60's longitudinal powertrain layout allows i-Activ AWD to give you the best of both worlds: the neutral cornering characteristics of a rear-wheel-drive system combined with the reassuring stability of all-wheel drive. This full-time AWD system primarily delivers power to the rear wheels for the superior handling associated with the sports car's classic FR configuration, yet continuously monitors driving conditions to dynamically direct power to any of the four wheels as necessary. The result is a new level of high-speed, straight-line stability on highways, inspiring handling on winding roads, and reliably stable traction on snow or slippery surfaces. It's truly the essence of Jinba-ittai driving.

On hybrid models, i-Activ AWD works in conjunction with the regeneration system to optimize the front/rear distribution of regenerative braking, helping to maximize the energy recovered from each wheel during deceleration. And available Mazda Intelligent Drive Select (Mi-Drive) offers Normal, Sport, Off-Road and EV (PHEV model only) modes* with integrated control of the powertrain, brake system and AWD tailored to optimize power distribution to the wheels according to the specific requirements of the mode selected.

KINEMATIC POSTURE CONTROL (KPC)

At the front, a double-wishbone suspension system, optimally designed to take advantage of the extra space afforded by the longitudinal powertrain layout. At the rear, a multi-link setup. And now our newly developed Kinematic Posture Control (KPC) is introduced to leverage the inherent strengths of this suspension system to achieve smoother body movement in everyday driving, and suppress body roll during high-speed cornering. CX-60's rear suspension is specifically designed to oppose lift and draw the body down towards the road when the driver brakes. KPC capitalizes on this by slightly applying brake force on the inside rear wheel, especially during high speed turns, to mitigate roll and keep CX-60 reassuringly flat and stable through the curves. In addition, KPC monitors the difference in rotational speed between the rear wheels to calculate actual cornering performance in real time, using this information to maintain linear body movement and stabilize CX-60's posture.

KPC's effect is particularly noticeable in tight bends and over rough surfaces, controlling body roll and making the vehicle feel more firmly planted to provide a smooth, confidence-inspiring ride for driver and passengers alike.



ALL ABOUT YOU

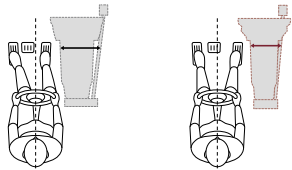
DRIVING POSITION

This is where Mazda's ideal driving position begins. And CX-60 maintains this, along with an optimum accelerator pedal design and all the other carefully considered human-centric cockpit design features that are typical of Mazda. The newly developed Driver Personalization System takes our pursuit of ease of operation to a new level, helping drivers of widely differing sizes get their ideal cockpit setup in terms of both physique and preferences. With data on the driver's height input, the Automatic Driving Position Guide then uses a camera to detect the driver's eye position and adjust seat position, steering wheel, Active Driving Display and door mirrors to suit. The system also features an automatic setting recovery function, employing facial recognition and data on over 250 settings stored in memory to quickly restore preferences for up to six individual drivers. In addition, the driver entry/exit assist system automatically slides the seat and moves the steering wheel to make getting in and out easier.

HUMAN-MACHINE INTERFACE (HMI)

Enhanced visibility and at-a-glance readability: that's what CX-60's new HMI gives you. Both the large meter cluster and the centre display feature 12.3-inch TFT LCD screens* to provide greater contrast and better legibility. Essential vehicle information is shown in the meter cluster just in front of you while the Active Driving Display on the windscreen puts constantly changing high-priority information close to your line of sight. Information related to entertainment and convenience is provided in the centre display mounted high on the dashboard.

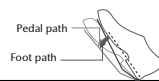
Ample pedal space for the ideal driving position




Typical RWD-based AWD model
Unbalanced, uncomfortable body posture

CX-60 AWD model
Balanced, comfortable posture with legs extended naturally

Organ-type accelerator pedal




The pedal revolves around a fixed pivot point close to where the heel rests on the floor, allowing the foot and pedal to move in a coordinated motion and relieving stress on the lower leg muscles.




THE SOUND OF SATISFACTION

ADVANCED ACOUSTIC ENVIRONMENT

A supremely quiet cabin is the essential backdrop to top quality in-car audio. CX-60's rigid body structure helps achieve that, suppressing intrusion of unwanted noise and vibration through extensive sound insulation and NVH measures. With this as its foundation, our unique Mazda Harmonic Acoustics audio initiative creates a breathtaking audio experience for everybody in the vehicle. Innovative cabin design allowed large 4.8-litre woofer enclosures in the front side cowls to pump out more authoritative bass with greater dynamic range. The exclusive amplifier features multiple audiophile technologies working synergistically to deliver detailed, high quality sound with more of the subtle nuances of music. And Master Sound Revive Noise Reduction (MSR NR), making its debut in a car audio system, does exactly what the name says by drastically reducing the low-level noise that can muddy sound to bring you a high quality audio experience closer to the artist's intention. In total, CX-60 provides unprecedented listening pleasure to everybody no matter where they are seated.



Eight-speaker system



Twelve-speaker system

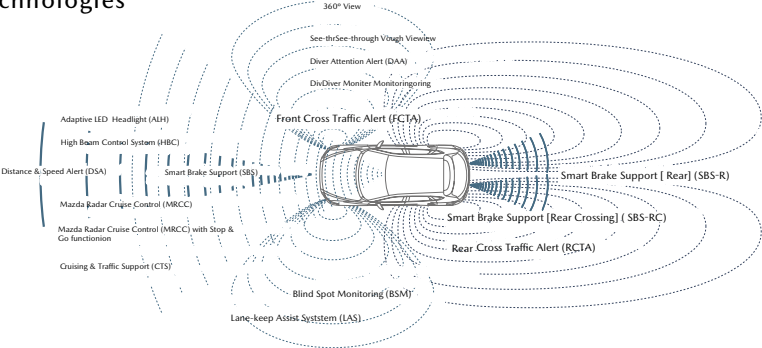


CENTERED ON SAFETY

MAZDA PROACTIVE SAFETY

True driving pleasure requires more than just vehicle response and performance. It also demands the peace of mind that comes with feeling safe, secure and in control. In line with our human-centred design philosophy, Mazda Proactive Safety is engineered around you, the driver, to support you in anticipating and assessing your driving environment moment by moment, helping you to recognize and avoid danger beforehand rather than react after a hazardous situation has developed. i-Activsense with its full spectrum of remote sensing devices provides continuous 360° monitoring around the vehicle and alerts you to potential threats. And when necessary, its advanced autonomous control/brake systems assist in staying out of harm's way.

i-Activsense technologies





ENERGIZES AND INSPIRES
CONFIDENCE

EQUIPEMENT



The large panoramic sunroof provides an expansive top view and brings light to the entire cabin, delivering an open, airy feel to passengers in the front and rear alike.



Jointly developed with Bose®, CX-60's audio system features 12 speakers for powerful, clearly defined sound. The unique Centerpoint2 surround system delivers a superbly focused, three-dimensional sonic image even from stereo sources, while AUDIOPILOT2 monitors ambient noise levels and automatically adjusts audio volume.



The centre console tray includes a Qi wireless charger* to enable charging of compatible smartphones and other devices placed on it when the engine is running.

Warning: Radio waves emitted by the wireless charger may affect implantable medical devices such as cardiac pacemakers and cardioverter defibrillators. Please consult your local Mazda dealer for exact information.



The front-seat ventilation system draws hot and humid air away from areas where the body is in contact with the seat surface for greater comfort. Perforations are widely and evenly distributed across the seatback and cushion for maximum efficiency, and the system offers three-stage control.



Ventilation outlets with louvers at the back of the large front centre console provide independently adjustable airflow to passengers in the rear. Left and right rear seats are heated with three-stage temperature control.




With the advanced key in your pocket or bag, a quick kick beneath the sensor located under the rear bumper lets you open and close the power liftgate, a convenient feature when your hands are full or when you don't want to touch the car because it is wet or muddy.

EXTERIOR AND INTERIOR COLOURS


BODY COLOURS



Soul Red Crystal Metallic
(46V)

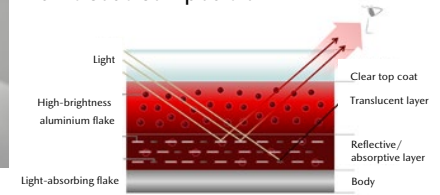


Machine Grey Metallic
(46G)



Rhodium White Metallic
(51K)

Paint coat composition



TAKUMI-NURI

Mazda's unique painting technology Takumi-Nuri (*takumi*: master craftsman, *nuri*: painting), with its unprecedented combination of colour, highlights, shade and depth, further emphasizes the sheer beauty and quality of the dynamic body shape. The lineup includes three Takumi-Nuri body colours: Soul Red Crystal Metallic, Machine Grey Metallic and Rhodium White Metallic.




Platinum Quartz Metallic
(47S)



Sonic Silver Metallic
(45P)



Deep Crystal Blue Mica
(42M)




Jet Black Mica
(41W)



Arctic White
(A4D)

SEAT MATERIALS



Nappa leather, Tan



Nappa leather, Black



LESS IS MORE

SPECIFICATIONS

Exterior

Head Lamps LED Auto Function
DRL: Day Time Running Lamps
Adaptive High Beam Control with Mazda I-Active Sense
ALH: Adaptive LED Headlights
Combination Signature Illumination Front and Rear
Panoramic Sunroof
Power Folding Outer Mirrors
Hands Free Power Tailgate
Side Garnish Body Colored
Outer Mirrors Piano Black
Grill Type: Honeycomb
Chrome Exhaust Extensions
20" Black Metallic and Machining Alloy Wheels

Interior

Apple Car-Play (wireless) Android Auto (Wired) Bluetooth Hands Free Phone and Audio Capability Smart Phone Wireless Charger
USB-Auto Input Port: 2 Front Console/ 2 Rear Console (Type C+)
Tan Nappa Leather Seats
Memory Power Seat (Driver)
Power Adjustable Seats: 8 ways (Driver and Passenger) Lumbar Support (Driver and Passenger)
Ventilated Seats (Driver and Passenger)
Dual Zone Climate Control A/C, with Rear Vent Heated Steering Wheel with Audio Control
Electric Telescopic Steering Wheel
Leather-Wrapped: Shift Knob / Steering Wheel with Black Piano
Auto Dimming Mirror
Foot Light Second Row
Rear Foldable Seats

Engine And Transmission

3300 cc turbocharged SKYACTIV Inline 6 Hybrid 280HP
450 Nm Torque
8 Speed Automatic Transmission
48 Volts Hybrid Battery
AWD: All-wheel drive with off Road Mode ATS: Active Torque Split
Engine Immobilizer
Fuel Consumption
Average Combined: 250km/20L

DIMENSIONS





Safety

360° See Through View Camera
Front and Rear Side Radar
RDBS: Rear Cross Traffic Alert with SBS-R (Smart Break Support Rear)
Traffic Jam Assist
FDBS: Smart Break Support Front SBS-F/ Lane Departure Warning/ Lane
Keep Assist/Secondary Collision Reduction Blind Spot Monitoring System
MRCC: Mazda Radar Cruise Control
SCBS: Smart City Break Support
SCR: Secondary Collision Reduction
Driver Attention Alert
Occupant Monitor System
DSA: Distance & Speed Alert
TPMS: Tire Pressure Monitoring System
KPC: Kinematic Posture Control
Seat Child Anchor (ISO-FIX) Second Row
Airbags SRS: Front (Driver and Passenger) / Curtain (Front and Rear) / Side
(Front) /knee (Front)
Triple H Safety Construction with Front and Rear Crumple Zones
Burglar Alarm

Equipment & Electronics

Large View Head Up Display
12.3" Center Display
12 Premium Bose Speakers
Keyless Entry with Push-Button Engine Start Adaptive Cruise
Control
Multi-Function Commander Control Wipers (Front) Rain-
Sensing Auto Function Light Sensors (Front)
Auto Hold Function

Note: The Mazda CX-60 ICE & PHEV are only available on Order.



mazda

CONNECT WITH US

www.mazdalb.com



@mazdalebanon



@MazdaLebanon



+961 79 111 432



Jal Al Dib - Nahr El Mot - Baabda